



J'apprends à lire

les lettres, les syllabes et les mots

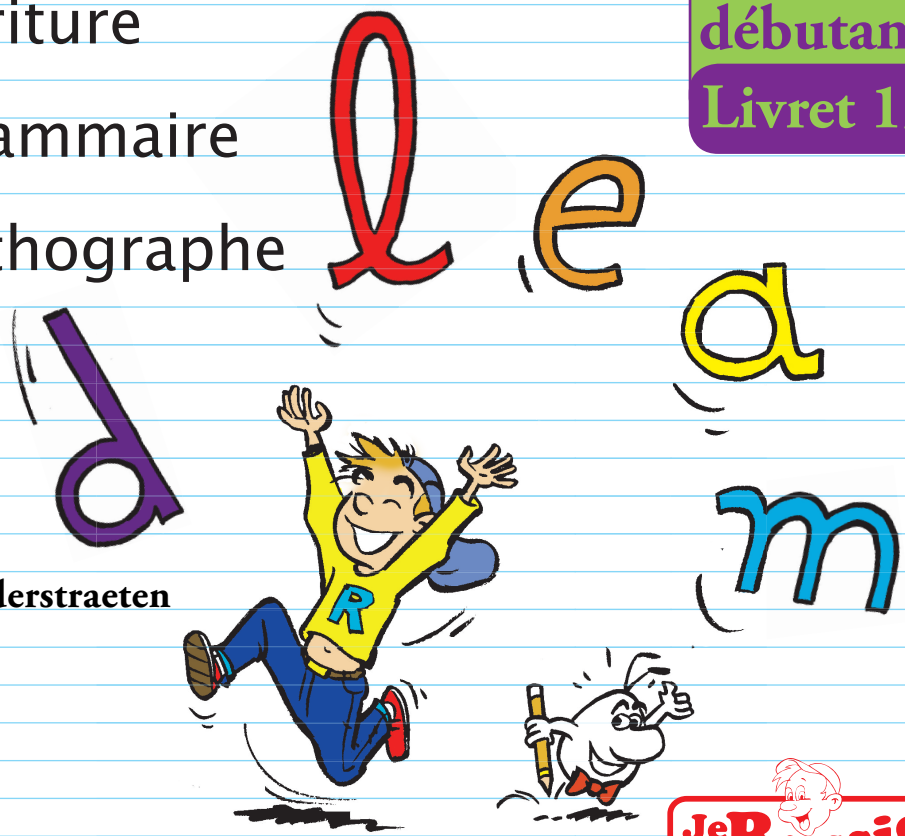
Lecture

Écriture

Grammaire

Orthographe

Lecteurs
débutants
Livret 1/4



Paul Vanderstraeten
Walli

Des notes explicatives et des exercices complémentaires sur





i



image

nid

pluie

piano




tirelire

tulipe

pipi

canif




usine

canari

fille

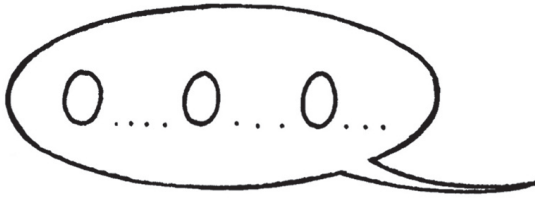
pipe

écris «i» comme la canne d'un parapluie sans oublier la goutte (le point)



Tracing practice for the letter 'i'. The first row shows a solid vertical line, followed by six dashed vertical lines. The second row shows a solid 'i' with a dot, followed by six dashed 'i's with dots. The third row shows a solid 'i' with a dot, followed by six dashed 'i's with dots.

Handwriting practice for the letter 'i'. The first row has a solid 'i' in the first cell, followed by five empty cells. The second row has a solid 'i' in the first cell, followed by five empty cells. The third row has a solid 'i' in the first cell, followed by five empty cells. The fourth row has a solid 'i' in the first cell, followed by five empty cells.

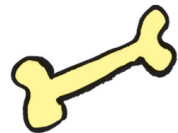



tomate

chocolat

photo

col




styl

locomotive

mot

os





horloge




oreille


o	o	o	o	o	o
o					

o					
o					
o					

io					
io					



u



rue



lune




tulipe



tunnel



fumée



mur



jupe



pull

